




Mussila Music School

SET-UP GUIDE FOR MUSSILA FOR SCHOOLS



Step 1: Teacher Dashboard

Remember your **Pincode**. You will need it in the **Mussila App**.

Open the **teacher dashboard** under <https://app.mussila.com/>.



MM Mussila Music Teacher

MUSSILA

Mussila Music School 3/25

Groups (2) Show Pincode

Icon	Name	Member Count	Settings
MC	Mussila Class 1	3	
MC	Mussila Class 2	0	

Add Group

Log out

Create Groups for **each class**. You can change the name later if needed.



MM Mussila Music Teacher

MUSSILA

Mussila Class 1

Students 3 Print Access Codes

Icon	Name	Username	Password	Stars	Settings
S1	Student 1	student11	4mgzo8		
S2	Student 2	student21	iezdm7		
S3	Student 3	student31	q1jv9		

Add Student

Log out

Add students to the Group. Hand students their unique **username** and **password** for remote access.

Change User Information

Your name

Mussila Music Teacher

School name

Mussila Music School

Country

Iceland

Newsletter

Unsubscribe

Pin Code

4725

Reset Password

Reset Password

Subscription

Status

Active

Until

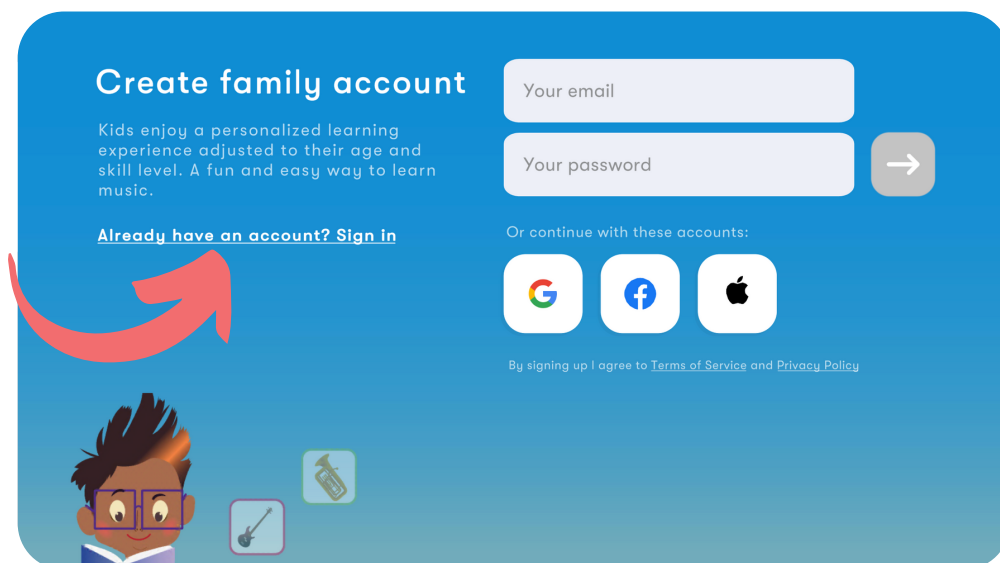
29/07/2021

Click on your name in the upper left corner to change **user information** and see the status of your **subscription**.

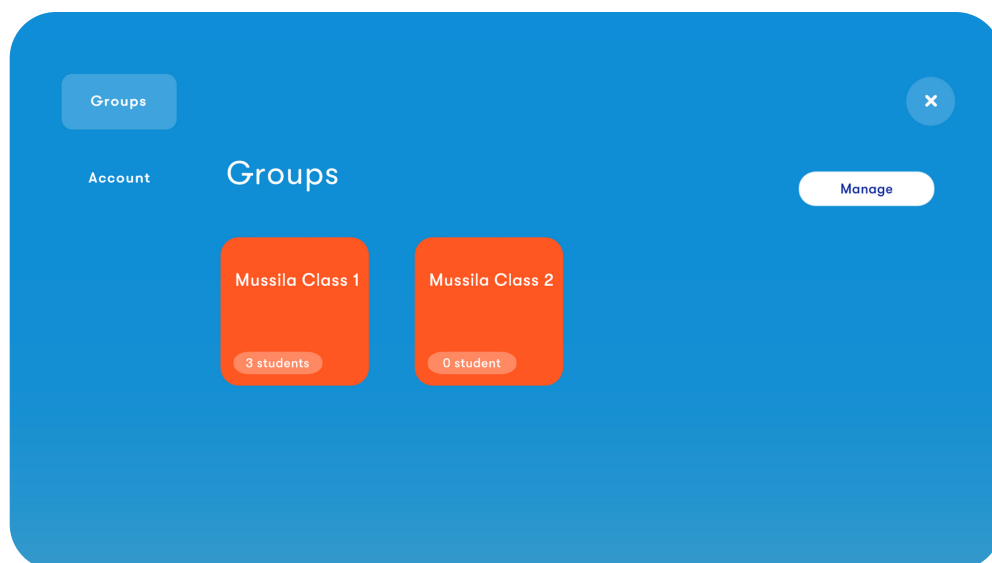
Step 2: Inside the app



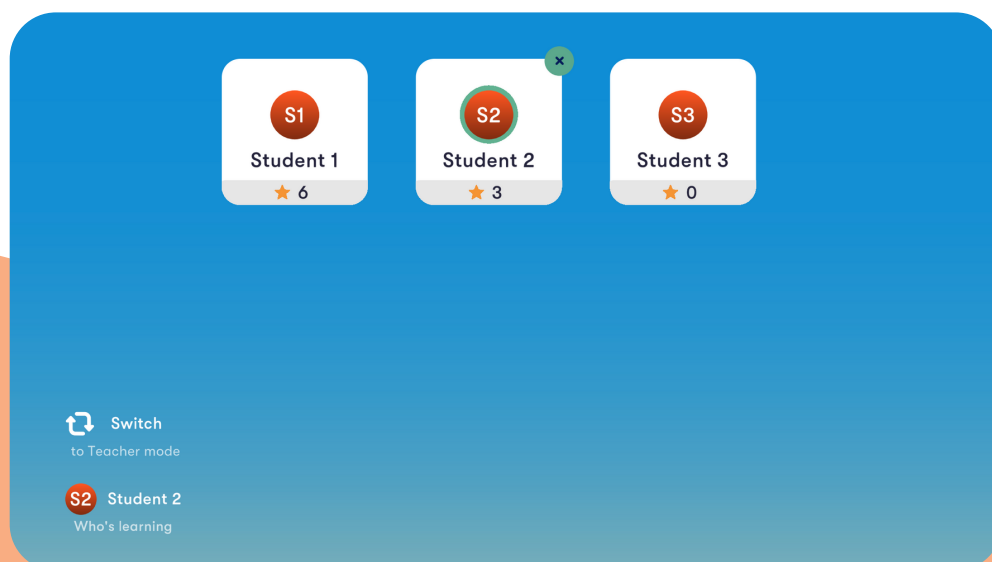
Download the Mussila Music School App in the [Apple App](#) or [Google Play Store](#).



Click "Already have an account? Sign in." Use the **same username** and password as for your **teacher dashboard**.



Tap on Groups, Manage, if you want to edit classes and students.

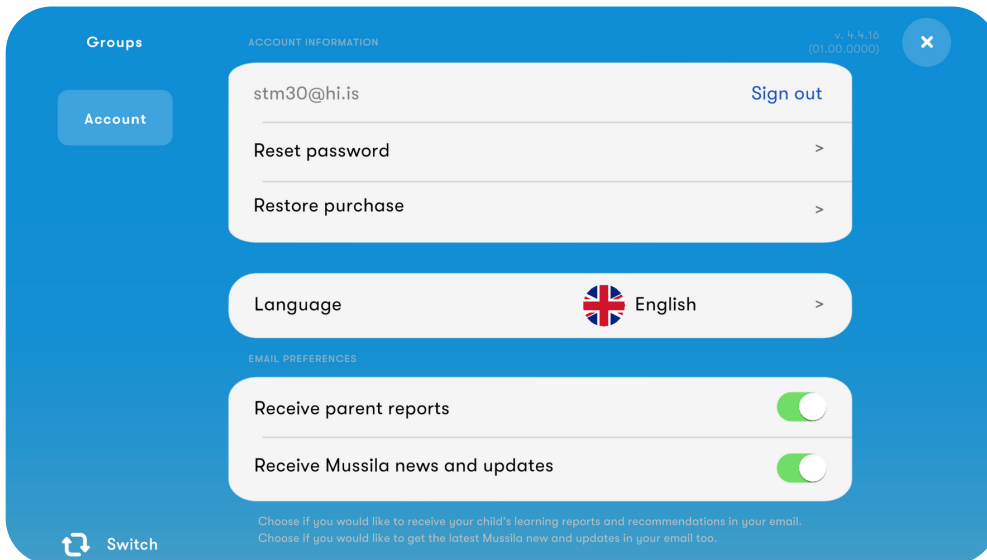


Edit, add, or delete students inside the group. The **stars** indicate the **progress of the students**.

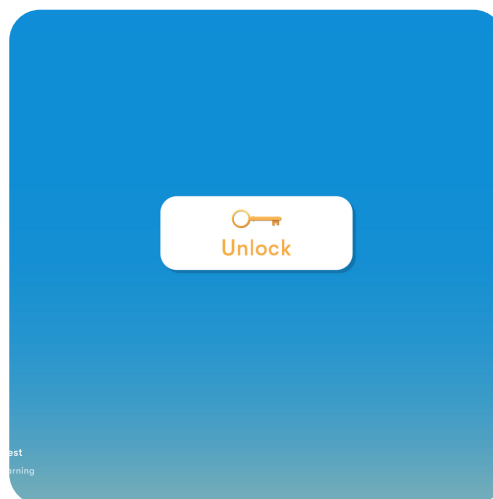
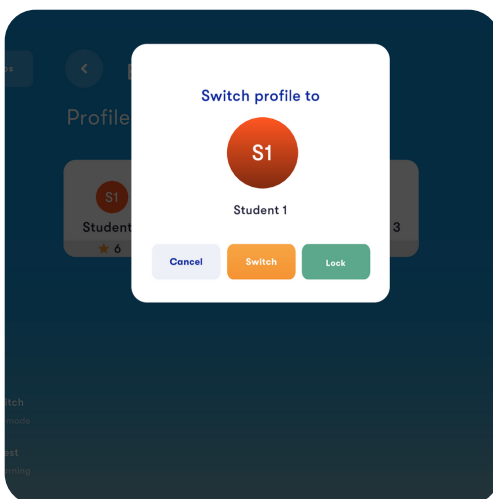

Step 3: Start to learn & play



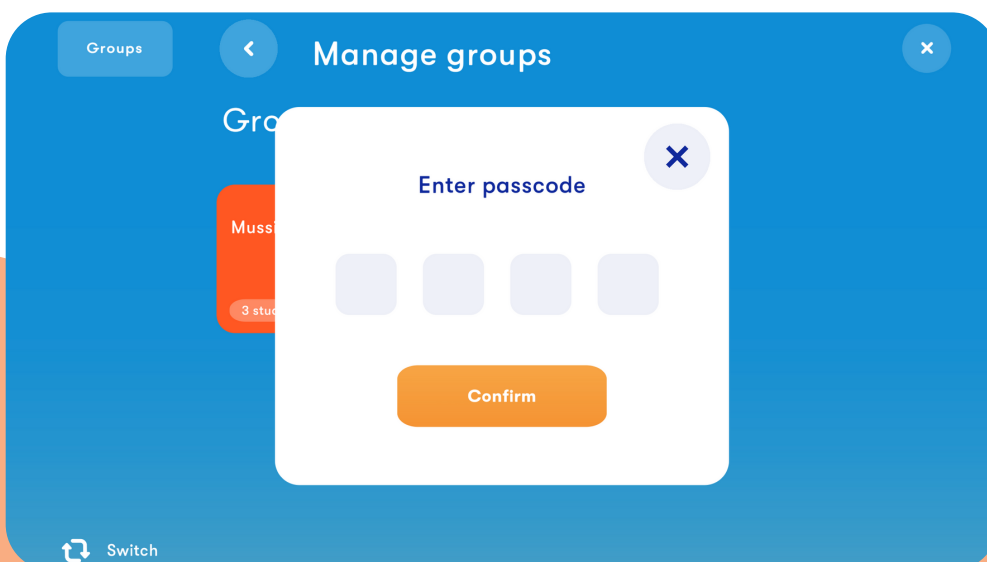
Keep your **pincode** easily **accessible**. You will **need it** in the app.



Tap on **Account** on the left side to access your account information. Here, you can also **change the language** of the app.



Tap on the **student + lock** to start playing as student. Unlock with your **pincode**.



Passcode and pincode is the same. You need it to make changes in your groups.

Mussila Tips & Tricks



Keep your app updated to make sure you have new songs and features.



Practice in a room with little or no distracting noise.



Connect headphones to your device (Mobile or Tablet).



Make sure that the background music inside the app is not too loud.

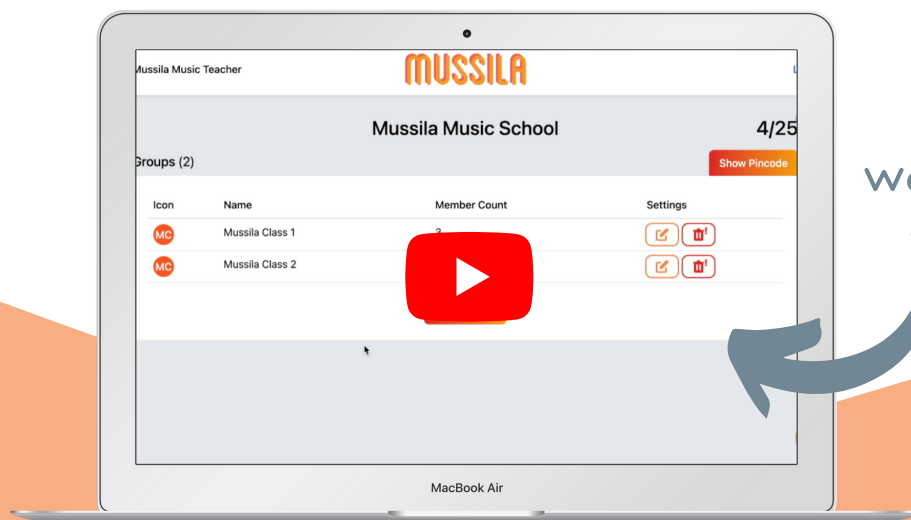


If you are using a MIDI connection, check that you have chosen it as an Input device.



Contact us at schools@mussila.com if something looks wrong.

www.mussila.com



Watch the Tutorial

Help & Support



- Jump on a call with our support. Contact us at schools@mussila.com or [book it here](#).
- Sign up for our webinars and Q&A sessions.*
- Watch the [School Set-up tutorial video](#).
- Check FAQ.

*for subscribers only