




Mussila Music School

SETUP GUIDE FOR MUSSILA FOR FAMILIES




Step 1: family Dashboard



Remember your **pincode**. You will need it in the **Mussila app**.

Open the **dashboard**
<https://app.mussila.com/.family/>



There you can see your **family group** in the dashboard.



Family members: 5/5

Icon	Name	Username	Password
A	Alex	alex2	87qs6e
E	Emily	emily2	0m40bx
M	Mia	mia3	3hh65p
P	Patrick	patrick1	gzmwoa
P	Peter	peter2	56tl8i

Add up to 5 members. Each family member has their unique **username and password**.

Account Settings

Change User Information

Your name

Parent

PIN Code

2503



Reset Password

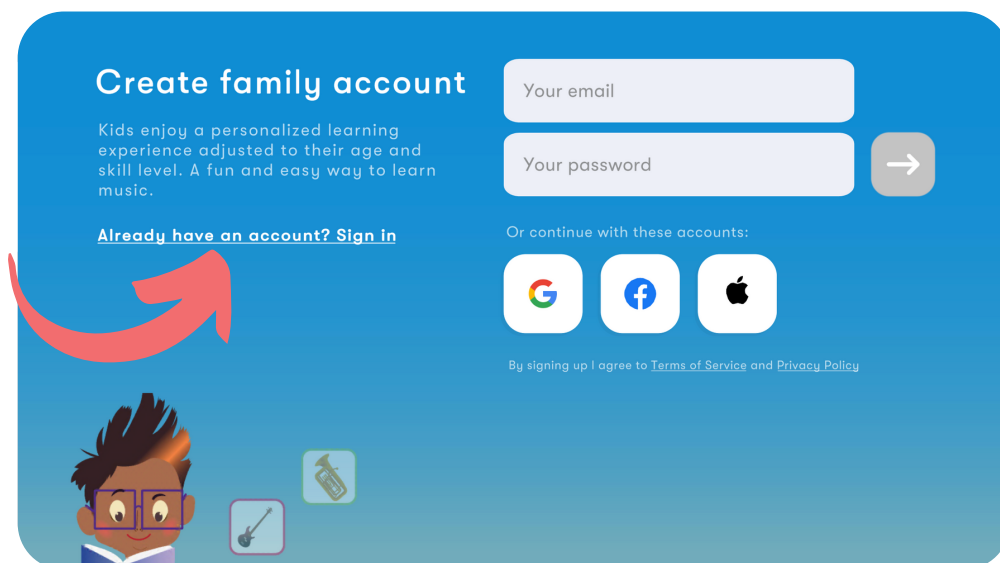
Reset Password

Click on your name in the upper left corner to change **user information**.

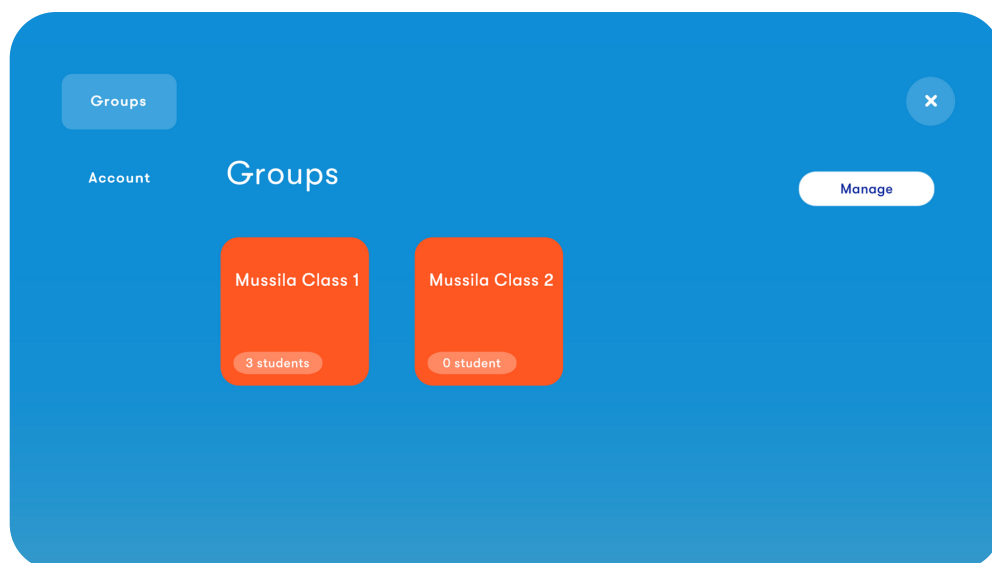
Step 2: Inside the app



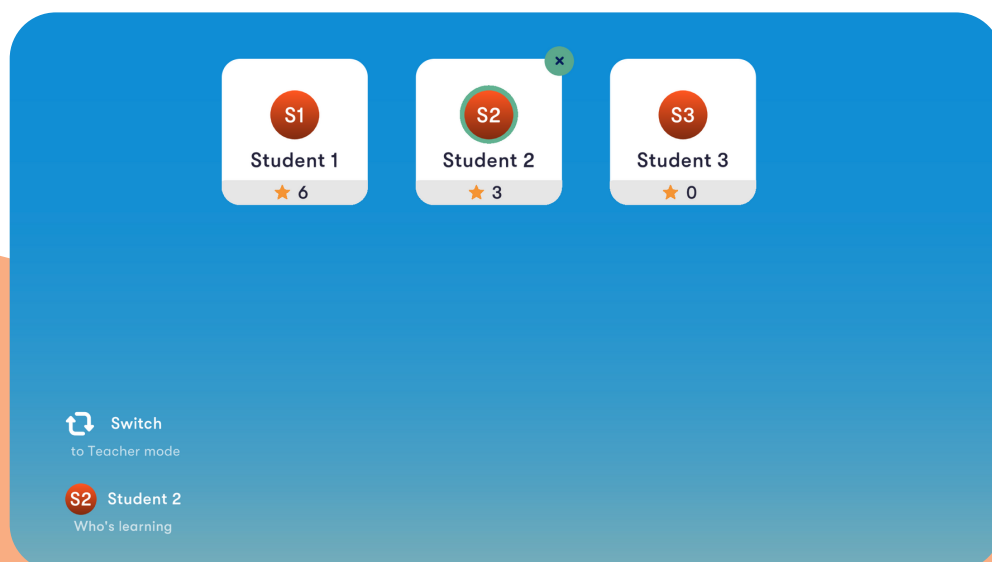
Download the Mussila Music School App in the [App](#) or [Google Play Store](#).



Click "Already have an account? Sign in." Use the **same username** and password as for your **family dashboard**.



Tap on Groups, Manage, if you want to edit your family group.

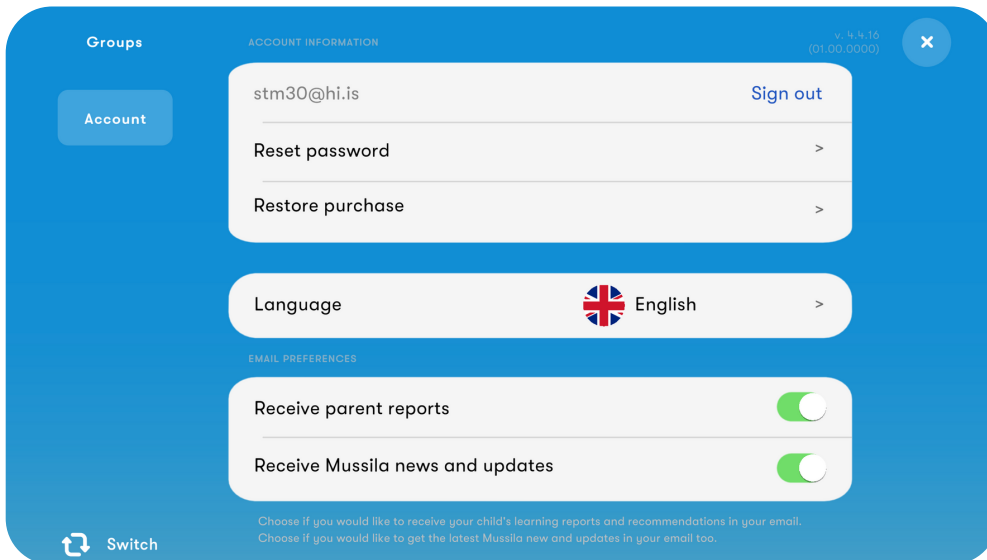


Edit, add, or delete members in the group. The **stars** indicate the **progress of the members**.

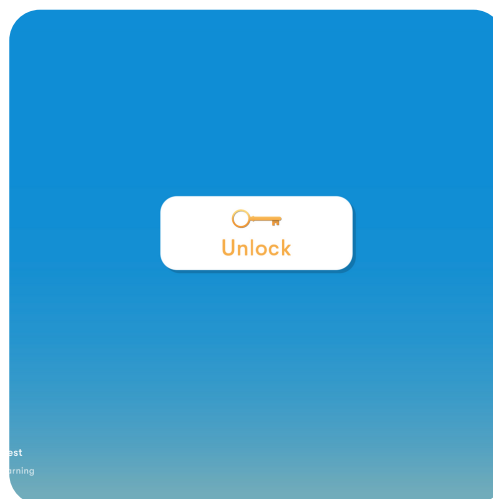
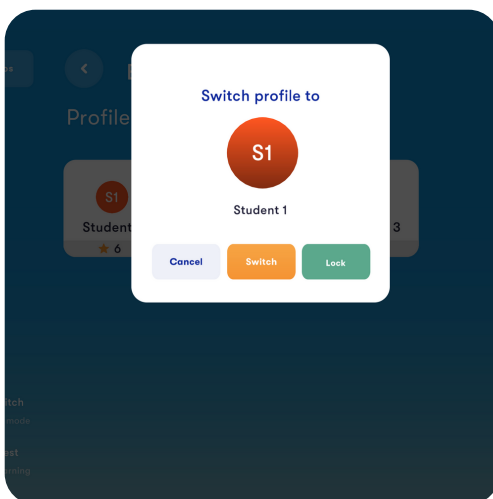

Step 3: Start to learn & play



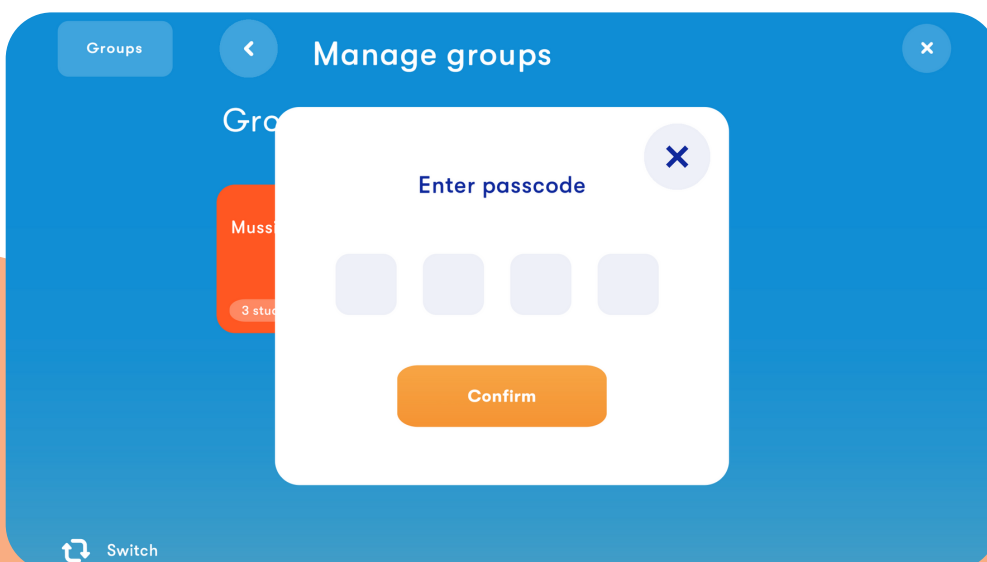
Keep your **pincode** easily **accessible**. You will **need it** in the app.



Tap on **Account** on the left side to access your account information. Here, you can also **change the language** of the app.



Tap on the **member + lock** to start playing as another user. Unlock with your **pincode**.



Passcode and pincode is the same. You need it to make changes in the group.

Mussila tips & tricks



Keep your app updated to make sure you have new songs and features.



Practice in a room with little or no distracting noise.



Connect headphones to your device (mobile or tablet).



Make sure that the background music inside the app is not too loud.



If you are using a MIDI connection, check that you have chosen it as an input device.



Contact us at support@mussila.com if you need further assistance.

www.mussila.com